

Welcome, this web conference will begin soon

TAKING PREVENTION ONLINE

Tips & Best Practices for Facilitating Engaging Online Events

Wednesday, September 30
11 am PT | 2 pm ET



Meet the PreventConnect Team



Ashleigh Klein-Jimenez
Project Manager
she/her/hers



Tori VandeLinde
Project Coordinator
she/her/hers



David S. Lee
Director of Prevention
He /him /his



prevent
connect

PreventConnect.org

info@PreventConnect.org

PreventConnect.org/email – email group

Learn.PreventConnect.org – eLearning

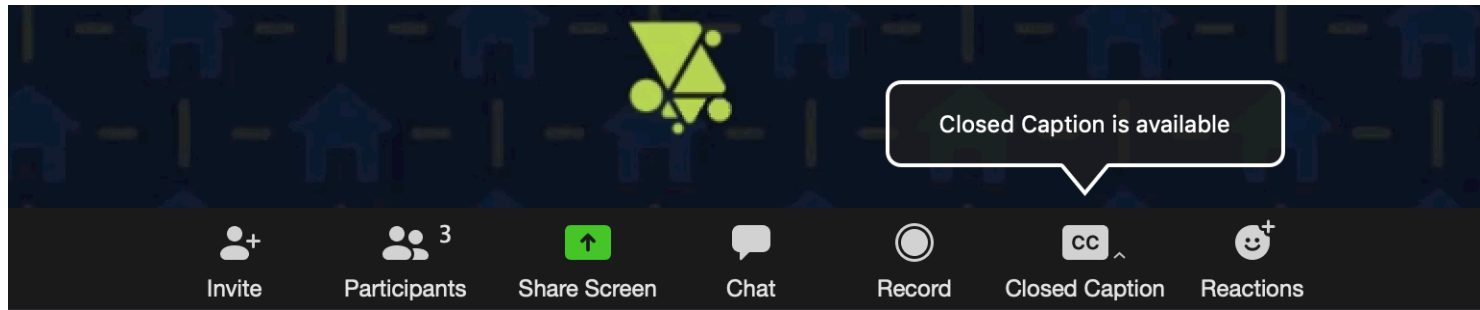
Follow Us

twitter.com/PreventConnect

facebook.com/PreventConnect

How to use Zoom

- ▶ Text chat
- ▶ PowerPoint Slides
- ▶ Polling Questions
- ▶ Phone
- ▶ Closed Captioning
- ▶ Web Conference Guidelines



PreventConnect

- ▶ Domestic violence/intimate partner violence
- ▶ Sexual violence
- ▶ Violence across the lifespan, including child sexual abuse
- ▶ Prevent before violence starts
- ▶ Connect to other forms of violence and oppression
- ▶ Connect to other prevention practitioners

TAKING PREVENTION ONLINE

Tips & Best Practices for Facilitating Engaging Online Events

Wednesday, September 30
11 am PT | 2 pm ET



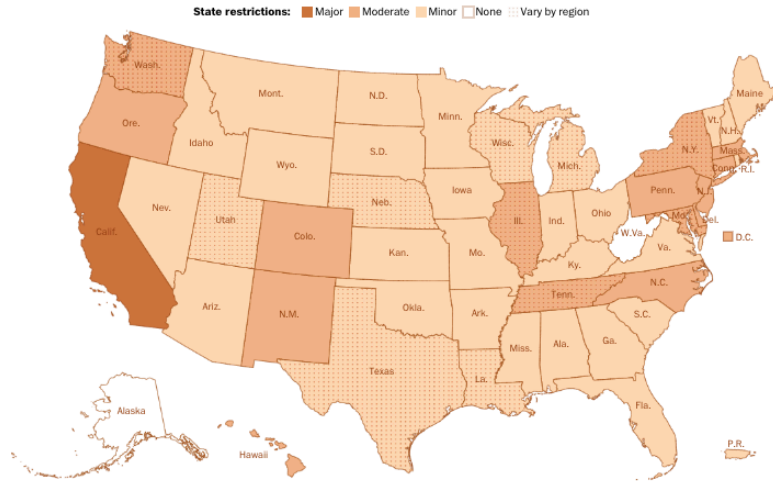
PreventConnect is a national project of the California Coalition Against Sexual Assault sponsored by the U.S. Centers for Disease Control and Prevention. The views and information provided in this web conference do not necessarily represent the official views of the U.S. government, CDC or CALCASA.

Objectives

- ▶ Identify the possibilities and limitations of virtual platforms
- ▶ Identify logistical factors to consider when hosting virtual events
- ▶ Describe the key principles to develop an engaging online prevention event
- ▶ Discuss opportunities to adapt in-person prevention programming to online platforms

Our current context

Image Used for August 27, 2020



Updated from Source on September 29, 2020

Updated Sept. 11 at 5:43 p.m.

This page is no longer being updated and reflects the status of states' reopening as of early September. For the most up-to-date information about what's open in your area, check your state or local government's website.

For more coverage about the pandemic, visit our [coronavirus hub](#).

What we heard from you

Challenges

- ▶ Privacy, safety, accessibility
- ▶ Misperception that online is easier to prepare
- ▶ Interest/capacity of audience

Opportunities

- ▶ Broader audience reach
- ▶ Expanding social media/digital reach
- ▶ Learning how to make online prevention engaging

Sustaining Prevention Efforts

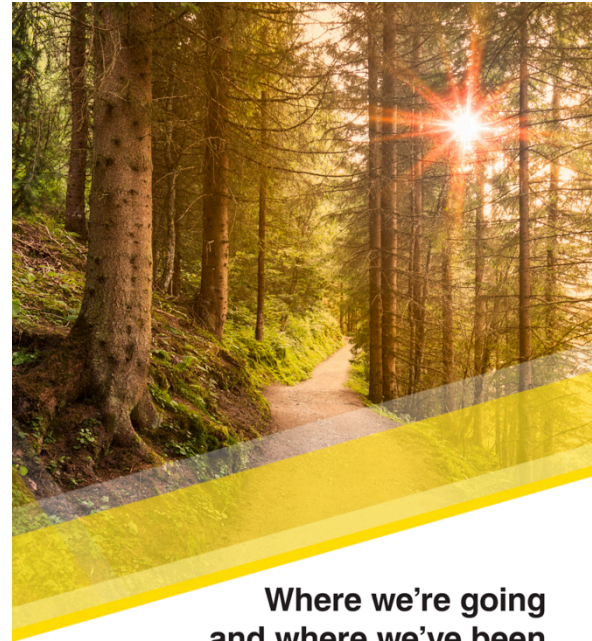


Prevention messaging



Moving toward prevention

A guide for reframing sexual violence



Where we're going and where we've been

Making the case for preventing sexual violence

Adapting from what we already know

STOP SV		
	Strategy	Approach
S	Promote Social Norms that Protect Against Violence	<ul style="list-style-type: none"> Bystander approaches Mobilizing men and boys as allies
T	Teach Skills to Prevent Sexual Violence	<ul style="list-style-type: none"> Social-emotional learning Teaching healthy, safe dating and intimate relationship skills to adolescents Promoting healthy sexuality Empowerment-based training
O	Provide Opportunities to Empower and Support Girls and Women	<ul style="list-style-type: none"> Strengthening economic supports for women and families Strengthening leadership and opportunities for girls
P	Create Protective Environments	<ul style="list-style-type: none"> Improving safety and monitoring in schools Establishing and consistently applying workplace policies Addressing community-level risks through environmental approaches
SV	Support Victims/Survivors to Lessen Harms	<ul style="list-style-type: none"> Victim-centered services Treatment for victims of SV Treatment for at-risk children and families to prevent problem behavior including sex offending

Preventing IPV	
Strategy	Approach
Teach safe and healthy relationship skills	<ul style="list-style-type: none"> Social-emotional learning programs for youth Healthy relationship programs for couples
Engage influential adults and peers	<ul style="list-style-type: none"> Men and boys as allies in prevention Bystander empowerment and education Family-based programs
Disrupt the developmental pathways toward partner violence	<ul style="list-style-type: none"> Early childhood home visitation Preschool enrichment with family engagement Parenting skill and family relationship programs Treatment for at-risk children, youth and families
Create protective environments	<ul style="list-style-type: none"> Improve school climate and safety Improve organizational policies and workplace climate Modify the physical and social environments of neighborhoods
Strengthen economic supports for families	<ul style="list-style-type: none"> Strengthen household financial security Strengthen work-family supports
Support survivors to increase safety and lessen harms	<ul style="list-style-type: none"> Victim-centered services Housing programs First responder and civil legal protections Patient-centered approaches Treatment and support for survivors of IPV, including TDV

Poll - How many virtual meetings, web conferences, etc. have you attended in the last month?



Possibilities and Limitations of Virtual Platforms

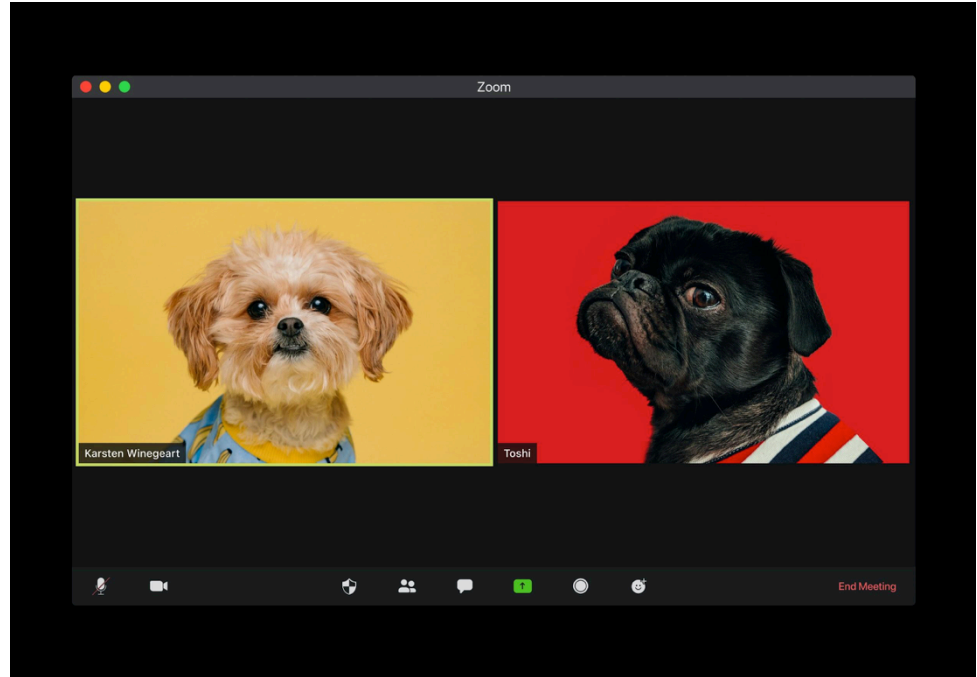
Know Your Purpose

- ▶ Community building
- ▶ Sharing knowledge, information, resources
- ▶ Dissemination



Know Your Audience

- ▶ Internet bandwidth
- ▶ Accessibility
- ▶ Security measures
- ▶ Time zones
- ▶ “Zoom Fatigue”



Decide Your Methodology

- ▶ Pedagogy
- ▶ Real time vs. asynchronous



Poll- Which methodology would you choose?



Principles of Online Engagement

Equitable Community Engagement

Equitable Community Engagement in the Time of Social Distancing



Equitable Community Engagement in the Time of Social Distancing:
[https://
www.saferoutespartnership.org/
blog/equitable-community-
engagement-time-social-distancing](https://www.saferoutespartnership.org/blog/equitable-community-engagement-time-social-distancing)

Using Video to Assess Student Attention in Virtual Class Meetings

Don't Do This

- ❌ Connect students' video use and eye contact time to participation points, grading, or school attendance.
- ❌ Remove students from the meeting if their videos are not on.
- ❌ Trick students into turning on their videos (e.g., for a class dance party).
- ❌ Give extra credit to students who have their video on.

Do This!

- ✅ **CHOICE.** Let students decide whether to turn on, or keep on, their video. Allow them to use virtual or blurred backgrounds and fun filters (e.g., be a banana or potato!). <https://bit.ly/virtualmtgfilters>
- ✅ **REAL-TIME CHECK-IN.** Ask questions often to assess student understanding. Allow students to respond via audio or virtual meeting tools (e.g., chat box, polls, nonverbal reactions - "thumbs up").
- ✅ **USE DIGITAL ASSESSMENT TOOLS.** Collect different types of data to evaluate ongoing learning - Answer Garden, Gimkit, Kahoot, Google Forms, Poll Everywhere, Socrative, Crowdsignal, Formative, Classkick, Ted-Ed, Playposit, Ed Puzzle, Nearpod, etc.. <https://bit.ly/formassesstech>

Why Does It Matter?

PRIVACY. Students might be uncomfortable displaying their living space to their peers.

SAFETY. Students (and their family members) may not want their image captured, recorded, or shared. Students could be cyberbullied if a classmate takes a screenshot of their video.

EQUITY. Students might have unreliable Internet access, low bandwidth, devices without video capabilities, or limited access to a device.

PERSONAL. Students might feel shy or anxious to be on camera. <https://bit.ly/zoomcams>

"But I Don't Like Teaching to Blank Screens"

Teach students to setup their Google Meet or Zoom profile picture as a bitmoji, school photo, or a favorite selfie. When the camera is off, the students' profile picture will show up, giving you a virtual audience to talk to.



Ask Before Assume

This is a challenging time for everyone. If students are struggling to show attentiveness, ask questions rather than make assumptions about their actions or punish them for lack of engagement.

Advice from “Leading Groups Online”

- ▶ Expect to do less with original/in-person curriculum or goals when online
 - ▶ Stress and mental load of looking at a computer
- ▶ Make connections
 - ▶ Connection > Content during these times
- ▶ Give yourself a break
 - ▶ Laugh off tech hiccups, be gentle with yourself, this is new to everyone



What makes a web conference/meeting/ convening engaging?

Text Chat Question



Chat

From Me to **Everyone**:

Use this text chat box to respond to our questions, ask your own, and connect with others!

To: **Everyone** ▼

Type message here...



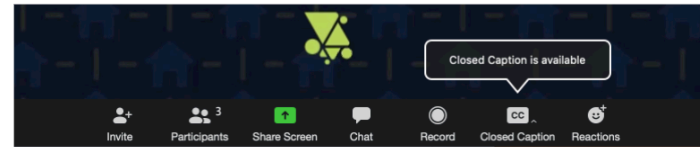
Always do a practice session!

Designing engaging virtual experiences

- ▶ Identify and assign roles
 - ▶ Host/facilitator
 - ▶ Presenters
 - ▶ Tech person
 - ▶ Manage text chat
- ▶ Start on time and end on time
- ▶ Tech tutorial

How to use Zoom

- ▶ Text chat
- ▶ PowerPoint Slides
- ▶ Polling Questions
- ▶ Phone
- ▶ Closed Captioning
- ▶ Web Conference Guidelines



Designing engaging virtual experiences

- ▶ Consider how to/when launch platform
 - ▶ Fill the “dead air” at the beginning
 - ▶ How/when to check in with presenters
- ▶ Lead with high energy
- ▶ Welcome participants - use names
- ▶ Consider using live video
- ▶ Treat attendees as collaborators



prevent
connect



PreventConnect.org
info@PreventConnect.org
PreventConnect.org/email – email group
Learn.PreventConnect.org – eLearning

Follow Us
twitter.com/PreventConnect
facebook.com/PreventConnect

Designing engaging virtual experiences

- ▶ Use vibrant visuals
- ▶ Be spontaneous and flexible
- ▶ Engage audience using multiple modalities (15 minute rule)
 - ▶ Polling questions
 - ▶ Text chat
 - ▶ Breakout rooms
 - ▶ Audio/Video
 - ▶ Reaction emojis



What other ways
have you seen
people engage their
audience or online
participants?

Text Chat Question



Chat

From Me to **Everyone**:


Use this text chat box to respond to our questions, ask your own, and connect with others!

To: **Everyone** ▾


Type message here...

Logistical Factors to Consider

Many options



Google Classroom



Google Meet

What virtual web conferencing and meeting platforms are you familiar with?

Text Chat Question



Chat

From Me to **Everyone**:

Use this text chat box to respond to our questions, ask your own, and connect with others!

To: **Everyone** ▼

Type message here...

Factors to Consider in a Platform

- ▶ Ease of use
 - ▶ For hosts
 - ▶ For participants
- ▶ Size of audience
- ▶ License cost
- ▶ Reliability



Factors to Consider in a Platform

- ▶ Features
 - ▶ Audio/visual
 - ▶ Ability to share video?
 - ▶ Visible list of participants
 - ▶ Public chat vs. Q&A box vs. Private chat
 - ▶ Whiteboard
 - ▶ Screen sharing vs. push PowerPoint
 - ▶ Breakout rooms
 - ▶ Polling questions




Factors to Consider in a Platform

- ▶ Branding and customization
- ▶ Accessibility
 - ▶ Bandwidth
 - ▶ Devices
 - ▶ Live captioning
 - ▶ Interpretation (including ASL)
 - ▶ Government agency restrictions



Factors to Consider in a Platform

- ▶ Security
- ▶ Registration & follow up options
- ▶ Recording
- ▶ Customer service
- ▶ Data and evaluation collection



What will you take
from today's
conversation to
incorporate into
your next online
event?

Text Chat Question



Chat

From Me to **Everyone**:

Use this text chat box to respond to our questions, ask your own, and connect with others!

To: **Everyone** ▾

Type message here...

Questions?



Resources

- ▶ Leading Groups Online: A Down-and-Dirty Guide to Leading Online Courses, Meetings, Trainings, and Events During the Coronavirus Pandemic:
 - ▶ <http://www.leadinggroupsonline.org/ebooks/Leading%20Groups%20Online.pdf>
- ▶ Equitable Community Engagement in the Time of Social Distancing:
 - ▶ <https://www.saferoutespartnership.org/blog/equitable-community-engagement-time-social-distancing>
- ▶ Futures Without Violence Translating Your In-Person Education Online
 - ▶ <https://www.futureswithoutviolence.org/wp-content/uploads/Translating-InPerson-Virtual-2020.pdf>

Resources

- ▶ Past PreventConnect web conferences:
 - ▶ Preventing Violence in Our Homes: Meeting this moment with connection, care, and justice
 - ▶ <http://www.preventconnect.org/2020/04/preventing-violence-in-our-homes-meeting-this-moment-with-connection-care-and-justice/>
 - ▶ Let's Connect: Preventing Sexual and Intimate Partner Violence During a Pandemic
 - ▶ <http://www.preventconnect.org/2020/03/lets-connect-sexual-and-intimate-partner-violence-prevention-during-a-pandemic/>



prevent
connect

PreventConnect.org

info@PreventConnect.org

PreventConnect.org/email – email group

Learn.PreventConnect.org – eLearning

Follow Us

twitter.com/PreventConnect

facebook.com/PreventConnect